



ELAR Elementary Digital Toolbox

Annotated List of Resources for INFERENCE



Recommended Print Materials

- [What is Inferencing?](#) This site is a printable tool that defines the skill. Could be used as an anchor chart.
- [Introduce Inferring](#) - This is a tool that offers thinking stems. It can be printed as a bookmark and referenced while reading materials.
- [Unit of Study - Making Inferencing](#) - This is a tool that can be used with poetry. The poem can be printed or digitally displayed with graphic organizer to guide students through thinking.
- [ReadWorks](#) - Practice Making Inferences. Improve your students' reading comprehension with ReadWorks. Access thousands of high-quality, free K-12 articles, and create online assignments with them for your students.

What does the word *infer* mean?



Infer means to suggest or make a hint based on facts. It is similar to a hypothesis.


Print Materials

Officer Buckle and Gloria by Peggy Rathman - Use pgs 1 11,24,15,25

What can we infer from this drawing that the author doesn't tell us with words? Page 1

What can we infer about how Officer Buckle feels? Page 11, 24

What can we infer about how Gloria feels? Page 15, 25




Print Materials

Two Bad Ants by Chris Van Allsburg

Activity Sheet for to use with Two Bad Ants for Inferring Vocabulary

-<https://betterlesson.com/lesson/resource/3095962/two-bad-ants-inference-activity-sheet>

<https://www.youtube.com/watch?v=5g3gupAbYXs> - Two Bad Ants being read, shows pages of book, only shows book's pictures



Duck Rabbit by Amy Rosenthal

Inferencing activities using the book [Duck Rabbit](#)


These lesson ideas are suitable for K-2 students.

DUCK AND RABBIT APPRECIATION DAY

Celebrate ducks and rabbits with a day devoted to them.

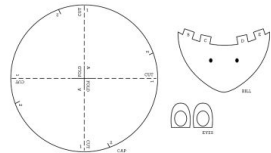
- Start with a Duck! Rabbit! read aloud. Then introduce two classic books about ducks and rabbits. *Make Way for Ducklings* by Robert McCloskey is a fictional picture storybook, but it is true to the things that ducks do. For example, ducks mate for life, they teach their young, and they nest. Have your students make a list of those things. Then read *The Tale of Peter Rabbit* by Beatrix Potter and do the same thing. What things does Peter do that real rabbits do? There are also things in the book that real rabbits don't do. Discuss them with your students.
- Take a break and have a carrots and lettuce snack.
- Make a duck hat and rabbit nose.

Download the templates from our Web site.
www.chroniclebooks.com/duckrabbit



- During your physical education period, instead of the normal activities, have a waddle-like-walk race. It can be as simple as waddling across the gym from one end to the other or you can set up an obstacle course and have the children negotiate it against the clock. Either way it is sure to bring a lot of laughs.
- Finish your day by dancing the "Bunny Hop." The steps are easy. The children form a line and place their hands on the waist of the student in front of them. With feet together, students move the right foot to the side twice, the left foot to the side twice, hop forward once, hop back once, and then hop forward three times. The children can take turns snaking the line around the room.

You can find the music by Ray Anthony at:
<http://kids.niehs.nih.gov/lyrics/bunnyhop.htm>



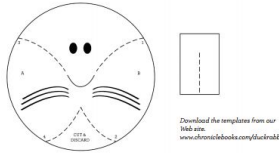
Make a Duck Hat!

MATERIALS NEEDED

Hat template (head, bill, and eyes)
12 x 18-inch or larger yellow construction paper
Orange crayon
Black crayon
Scissors
Clear tape

DIRECTIONS

- Using the template, cut out a 12-inch circle from the construction paper.
- Fold the circle in half, then in half again to find perpendicular diameters. Cut along the diameters to point A, 1 inch from the center.
- Bring point 1 to point 2, and tape. Do this four times.
- Color the beak orange.



Make a rabbit nose and mouth!

MATERIALS NEEDED

Nose and teeth template
8 1/4 x 11-inch computer paper.
Scissors
Clear tape
Stapler
20 inches of ribbon 3/8 inch wide, or thin elastic band
Pink crayon

DIRECTIONS

- Color the area between points 1 and 3 pink.
- Cut out the circle and the rabbit teeth.
- Cut inside the circle along the dotted lines.
- Roll back point 3 and tape to point 4.
- Roll back point 1 and tape to point 2.
- Tape the teeth to the inside of the nose between the


Download the templates from our Web site.
www.chroniclebooks.com/duckrabbit

Duck! Rabbit!

CLASSROOM ACTIVITIES

One glance at the cover and you can tell Duck! Rabbit! is perfect for classroom activities. And, once you open the book, your creative juices will start flowing—there are so many ways to use it. Ducks and rabbits have always been at home in classrooms, and this pair will have your students coming and going!

You'll find activities that involve art, creative thinking, writing, aural presentations, and problem solving. There are language arts lessons to stretch vocabularies, practice writing skills, and explore points of view—a new concept for your young children. There is also a subtle message about how to resolve arguments. The activities touch on science, math and the sheer pleasure of a good book, extending it into art, music, dancing, and play.



chronicle books

The New York Times bestseller
by Amy Krause Rosenthal
and Tom Lichtenheld
ISBN: 978-0-01-25-6965-0

Pre-reading Activity

Explain to the children that you are going to read a book with them, but want them to guess what the book is about. Be sure not to mention the title. The less they know, the more imaginative they'll be.

Divide the class into three groups and give each group a part of the cover image (see left). Have each child complete the picture and write what he or she thinks the book will be about. Display the original unfinished pictures alongside the children's completed drawings. The children should take turns telling why they completed the picture as they did. Regardless of what they saw, each child needs to make their case.

Now show the cover of Duck! Rabbit!

Image 1



Image 2




Image 3



A T E A C H E R ' S G U I D E T O

JUMANJI

by CHRIS VAN ALLSBURG



[Jumanji Resource](#)

These lesson ideas are suitable for 3rd through 5th grade. Included are other titles and lessons for them.

Mysteries of Harris Burdick by Van Alsburg

A GUIDE FOR BOOK DISCUSSION AND CLASSROOM USE

*T*HE CHRONICLES OF HARRIS BURDICK


[Teaching resource](#)

Wednesday Surprise by Eve Bunting


Wednesday Surprise

This is a resource for several of Eve Bunting's titles and includes standards.


A Teacher's Guide to Books by Eve Bunting




Train to Somewhere



The Wednesday Surprise



Jin Woo



How Many Days to America?



The Memory String

Inferencing Videos



- [Making Inferencing](#) with BrainPop Jr. - This video teaches the topic, provides lesson ideas and you can create quizzes.
- [Flocabulary Video](#) - This song teaches students how to find clues in writing and speech to make an inference. Students will make inferences and draw conclusions from text evidence.
- [Inference Video](#) - This video is a mashup of three different videos. It acts as a music video/educational tool for teaching the concept of inferring.
- [Inferences with Commercials](#) - This video defines Inferences and offers a basic introduction and practice opportunities.
- [Birds on a Wire](#) - pictorial illustration of inference. K-3 students will love it!

Videos



<https://www.youtube.com/watch?v=to30AJm2epQ>

<https://www.youtube.com/watch?v=acZzllpIYz4>

<https://www.youtube.com/watch?v=1oqdI5JMjN4>

Inferencing PPTs and Other Visuals



[Inferences with the School Librarian - TEKS 5.10](#)


Inference in reading is when you need to use the clues written in a story to draw a conclusion. In other words, you need to be a “word detective.” You will not always be right when you draw a conclusion from a story, but the more you try, the more skilled you will become. Students play detective

[A Birthday Mystery - ReadWriteThink](#)


A small bark? It's a birthday puppy! What did you just do to solve the mystery of my birthday gift? MAKING INFERENCES means. Reading between the lines; Schema + Text Clues = Inference. You may hear it called. Infer. What can you infer about... Inferring. By saying the gift was a new puppy, you were inferring. Inference.

Inferencing PPT and Other Visuals

[Nonfiction Inferencing](#) - Drawing a conclusion: is the outcome of making an **inference**. Prediction: is an outcome about the future that you have inferred. The author/character implies, but you the **reader infer** when you make an educated guess. How do you know that you are being asked to make an **inference**?



Inference Games



Detective - Play the detective by reading the clues and solving the mystery using inference.

Rags to Riches - Try to become a millionaire! You will need to read the information given to you. Then, draw a conclusion or make an inference about the passage.

Inference Riddle Game - Successful readers make guesses based on what they read and what they already know. The object of this game is to infer what is being described by the clues you read.

Inferencing Activities



[Making Inferences Jeopardy Template](#)

[Quia - Inferences Jeopardy -](#) Questions change each time you play.